


PEROVSKITE/SILICON TANDEM TECHNOLOGIE

STAND & PERSPEKTIVEN DER INDUSTRIALISIERUNG

Prof. Dr. Bernd Stannowski



Acknowledgements

Groups at HZB:

- Prof. Rutger Schlatmann Technology Scaling, Modules, Outdoor Analysis (PVcomB)
- Prof. Steve Albrecht Perovskite-based multijunctions, Evaporation, Stability
- Prof. Antonio Abate Stability, Lead-free Perovskites
- Prof. Eva Unger Solution Process, Scaling, Hybrid Materials
- Prof. Emil List-Kratochvil Ink-Jet Printing (HU Berlin)



Funding:

- BMWK:** ProTandem, P3T, PrEsto, **KOALA(-PLUS)**, PeroQ/PeroQ2, Tantrum, Supersolid
- BMBF:** PeroWin, ...
- Helmholtz:** HySPRINT, Zeitenwende, SolarTAP, TeamPV
- Horizon Europe:** PEPPERONI, SuPerTandem, Luminocity, ...



on the basis of a decision by the German Bundestag



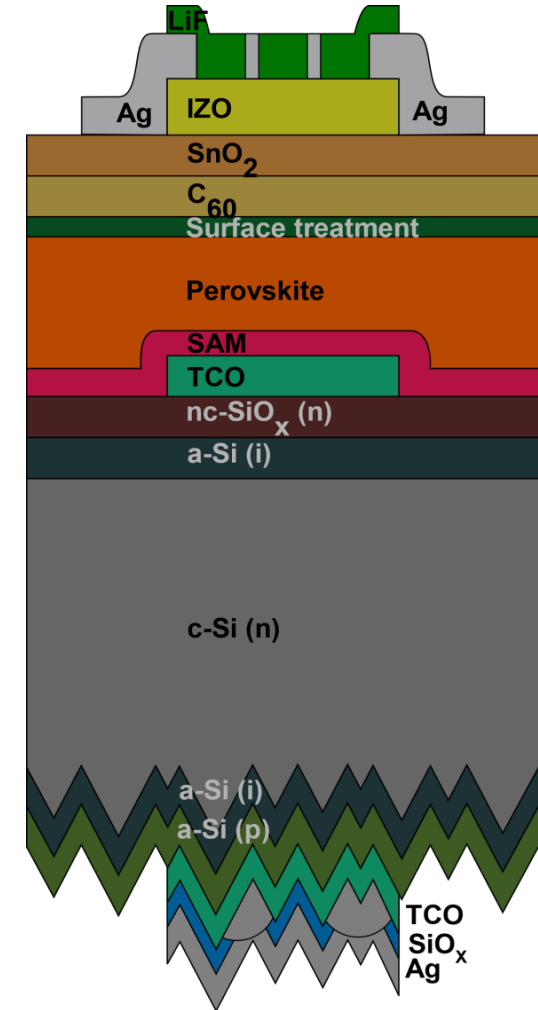
This project is co-funded by the European Union. Views and opinions expressed are however those of the author(s) only and do not necessarily reflect those of the European Union or the European Climate, Infrastructure and Environment Executive Agency (CINEA). Neither the European Union nor the granting authority can be held responsible for them.

The project is also supported by the Swiss State Secretariat for Education, Research and Innovation (SERI).

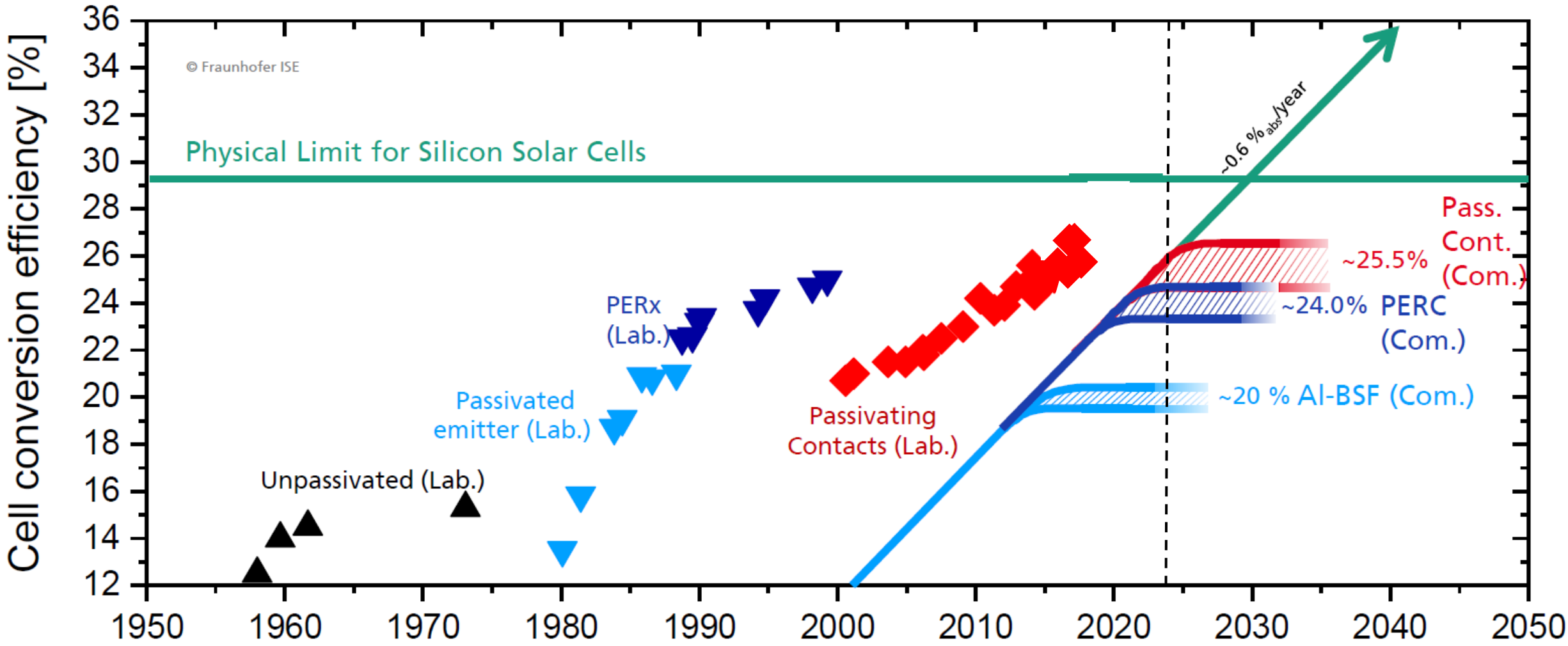


Inhalt

- Tandemsolarzellen
Warum braucht man die?
- Perowskite
Warum so erfolgreich?
- Skalierung
Wie geht das?



Silicon Solar Cell Technologies: From R&D to Commercialization

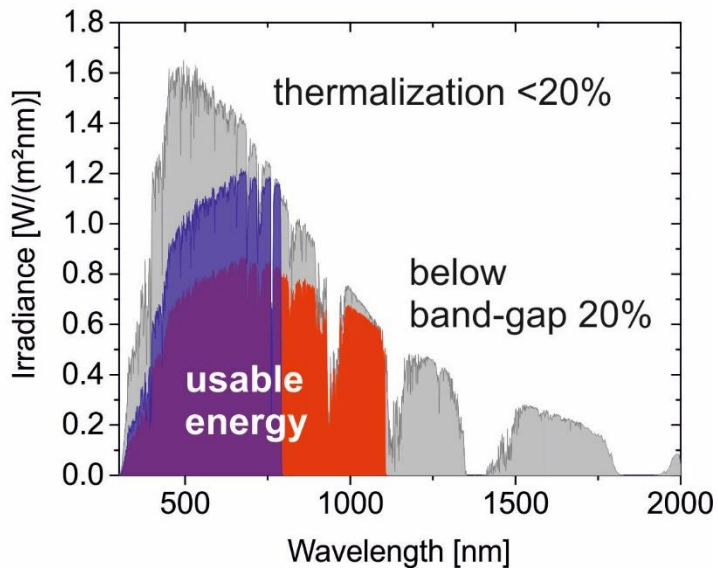
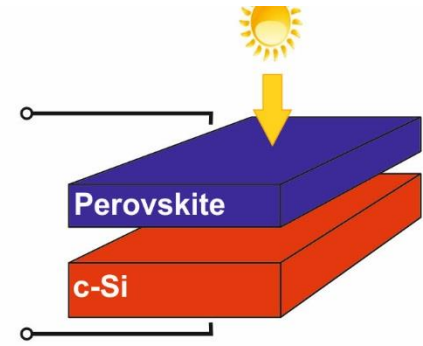
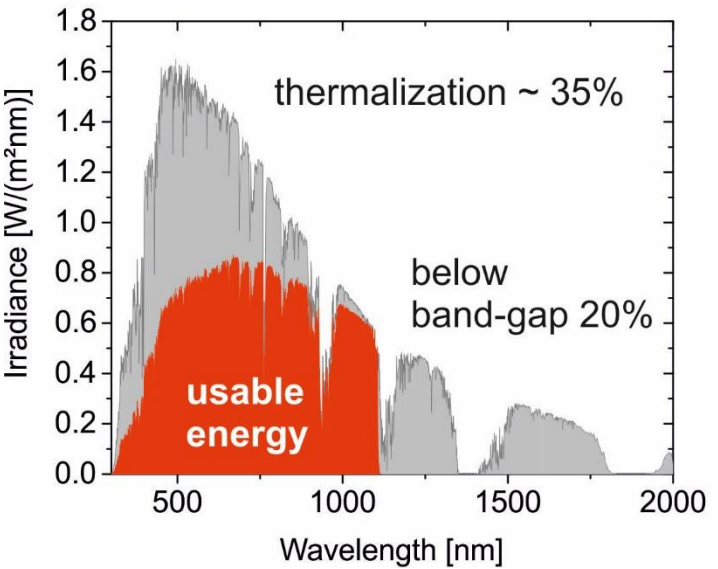
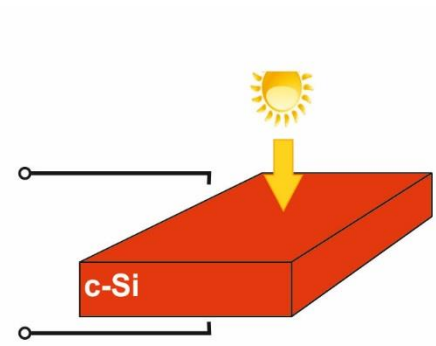


Graph: Fraunhofer ISE 2021

adapted from „ISE photovoltaics report 2022“, www.ise.fraunhofer.de

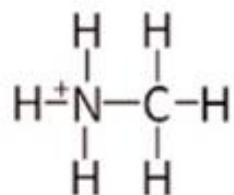
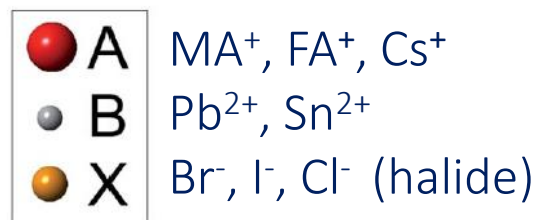
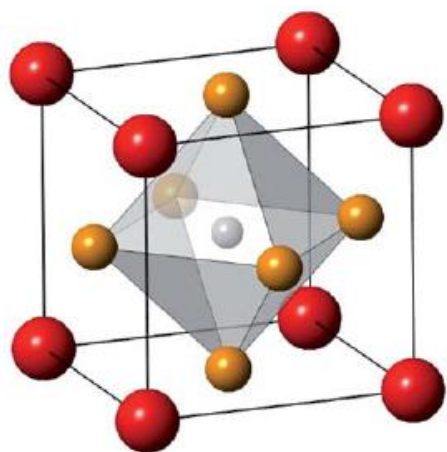
Principle of a Tandem Solar Cell

- high loss from thermalization

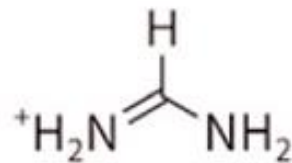


- high energy photons are absorbed by perovskite
 - converted at a high voltage
 - reduced losses from thermalization
- infrared photons are transmitted into c-Si
 - cover a wide spectral range of absorption

Metal-Halide Perovskites

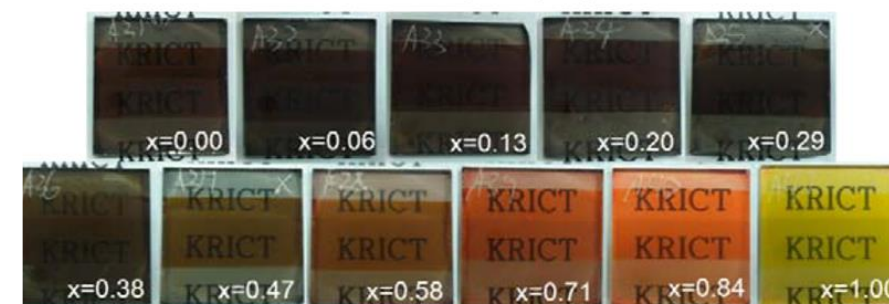
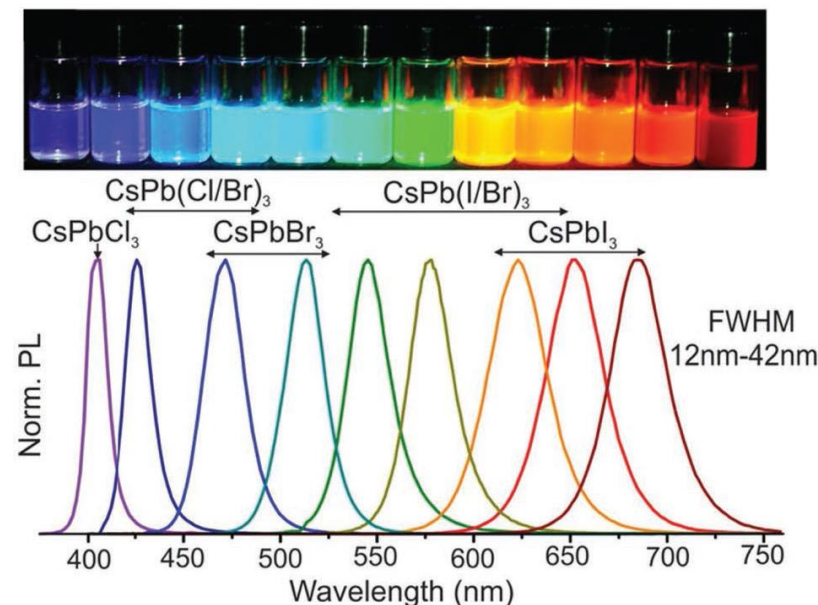


Methylammonium (**MA**)

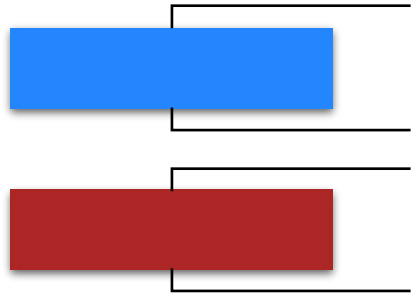


Formamidinium (**FA**)

- **Variable bandgap** (lattice constant) by halide substitution
e.g. „Triple Cation“: Cs_{0.05}(FA_{0.77}MA_{0.23})_{0.95}Pb(I_{0.77}Br_{0.23})₃ (E_g=1.68eV)
- Simple Processing @ **Low cost**
- **Sensitivity** to temperature, moisture, light, ...



Tandem Device Concepts



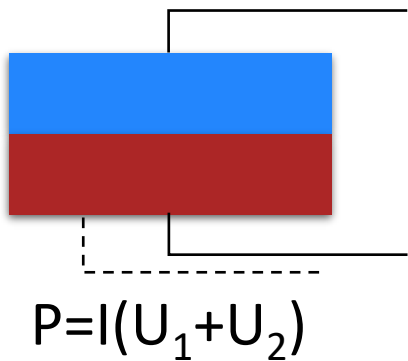
$$P = P_1 + P_2$$

4-Terminal (or: 2-Terminal Voltage matched modules)

- Dedicated fabrication Lines
- Ideal MPP tracking (matching)
- More contacts needed (TCO)
- (more system components, BOS)

2 Terminal, monolithic cell (or 3-Terminal on IBC)

- Simple electrical connection
- Less material + wires than 4T
- Restrictions in Processing of top cell
- Good optical management needed



$$P = I(U_1 + U_2)$$

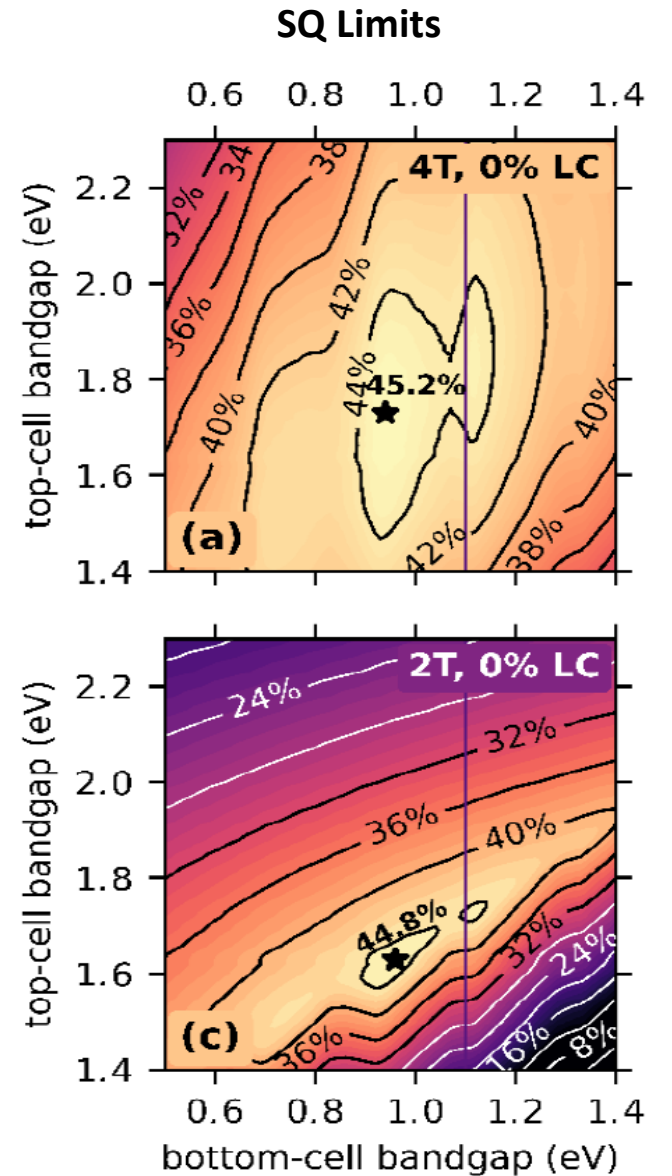
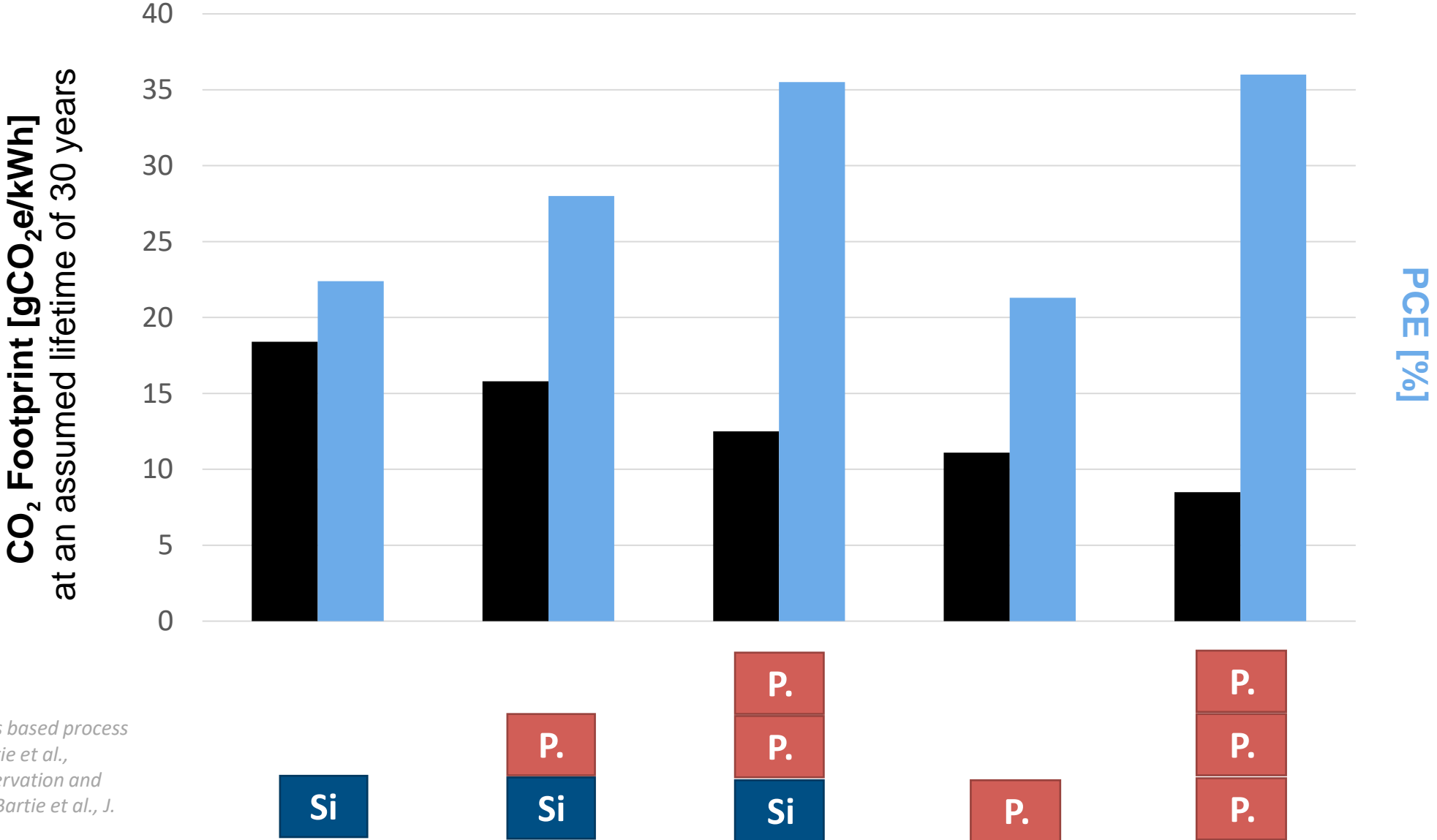


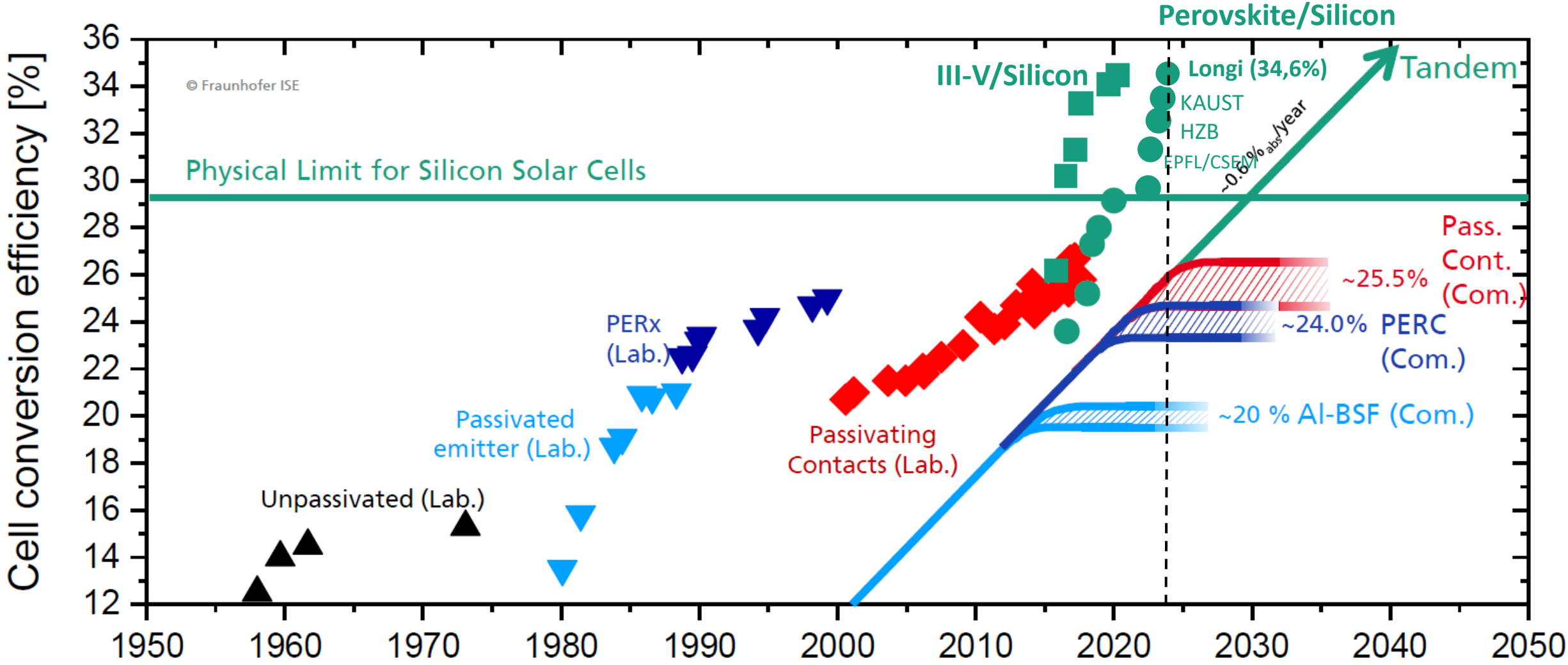
Image: courtesy Klaus Jäger (HZB)

Multijunctions to reduce CO₂ footprint



Thermodynamics based process simulations: Bartie et al., Resources, Conservation and Recycling, 2021 Bartie et al., J. Ind. Ecol. 2023

Silicon Solar Cell Technologies: From R&D to Commercialization

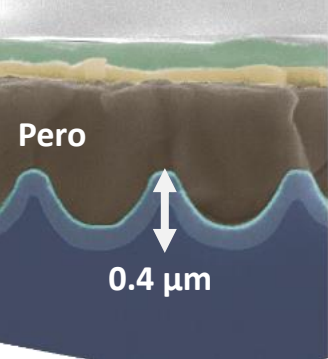


Graph: Fraunhofer ISE 2021

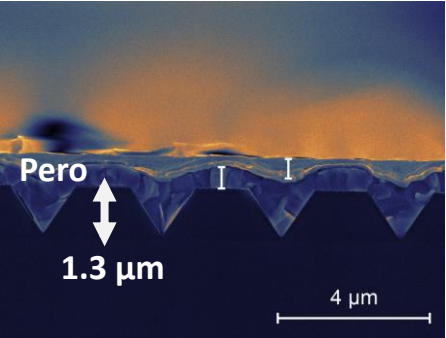
adapted from „ISE photovoltaics report 2022“, www.ise.fraunhofer.de

Tandem cell development @ HZB


Perovskite top cells on various silicon topographies




Periodic sinusoidal



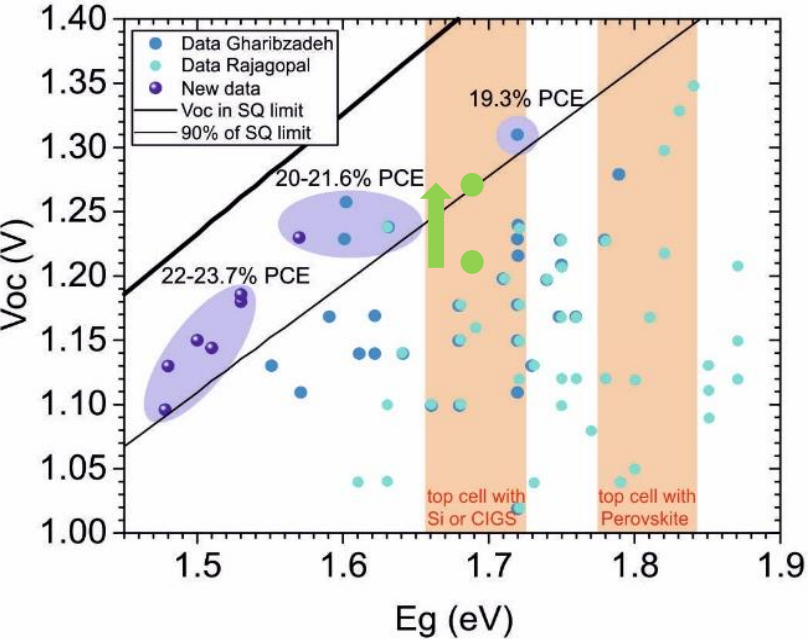
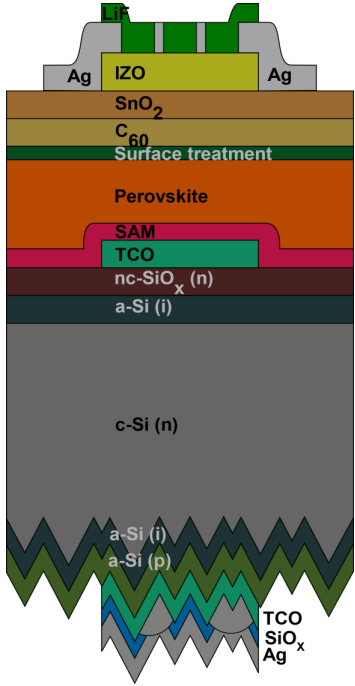
Periodic inverted pyramids



Random sub- μm pyramids

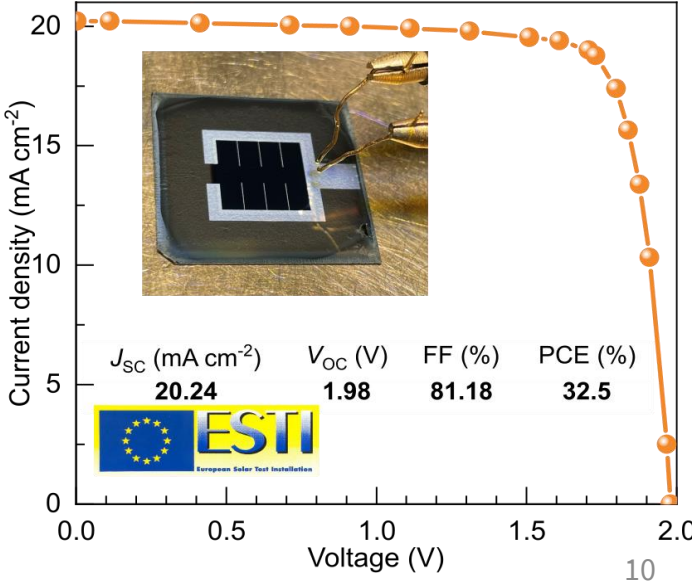


Standard random pyramids



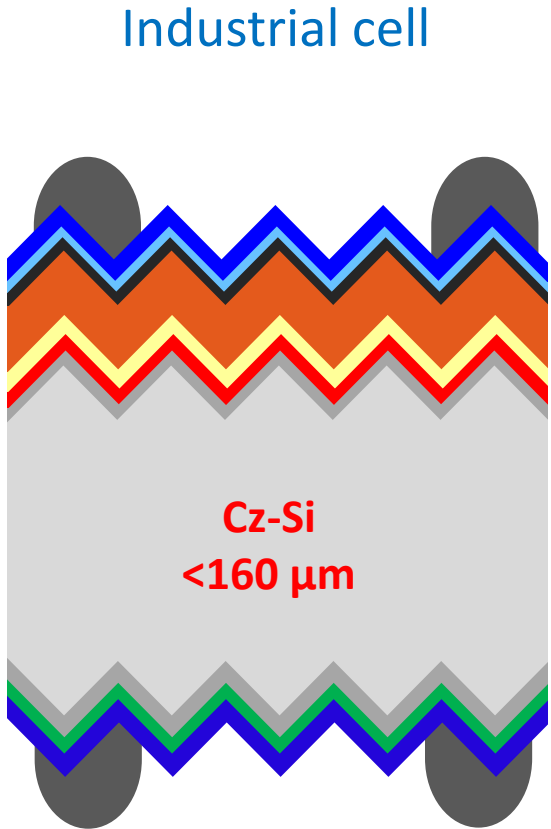
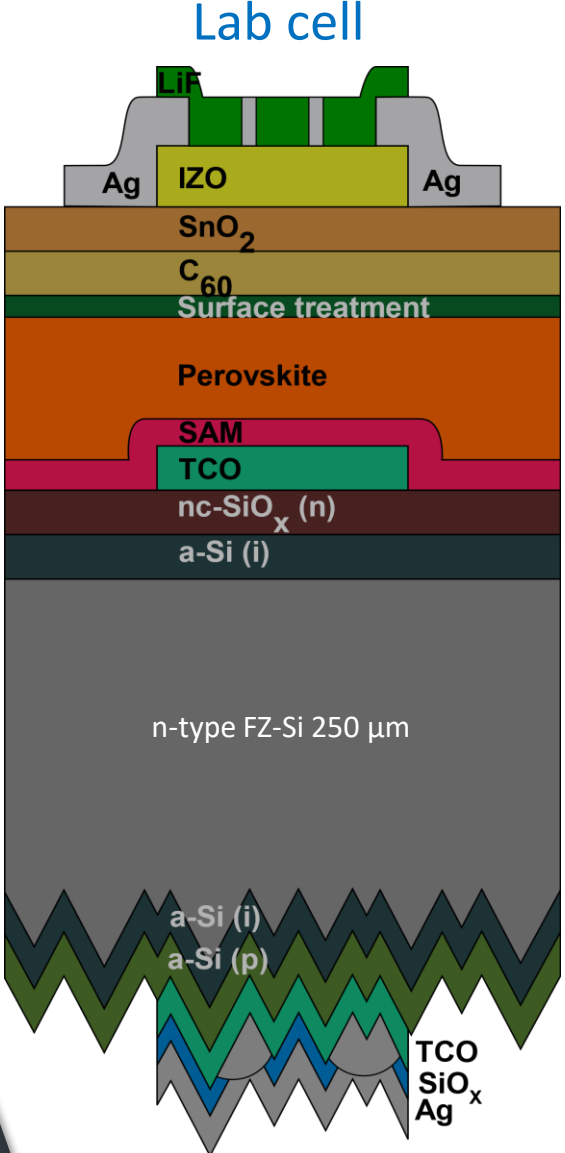
Advanced Passivation, Electron & Hole-transport layers (ETL, HTL) lead to $V_{oc} = 2\text{ V}$

World Record of 32.5%



Mariotti, Köhnen, Scheler et al., Science 381 (2023)


Upscaling: How from Lab to Fab?




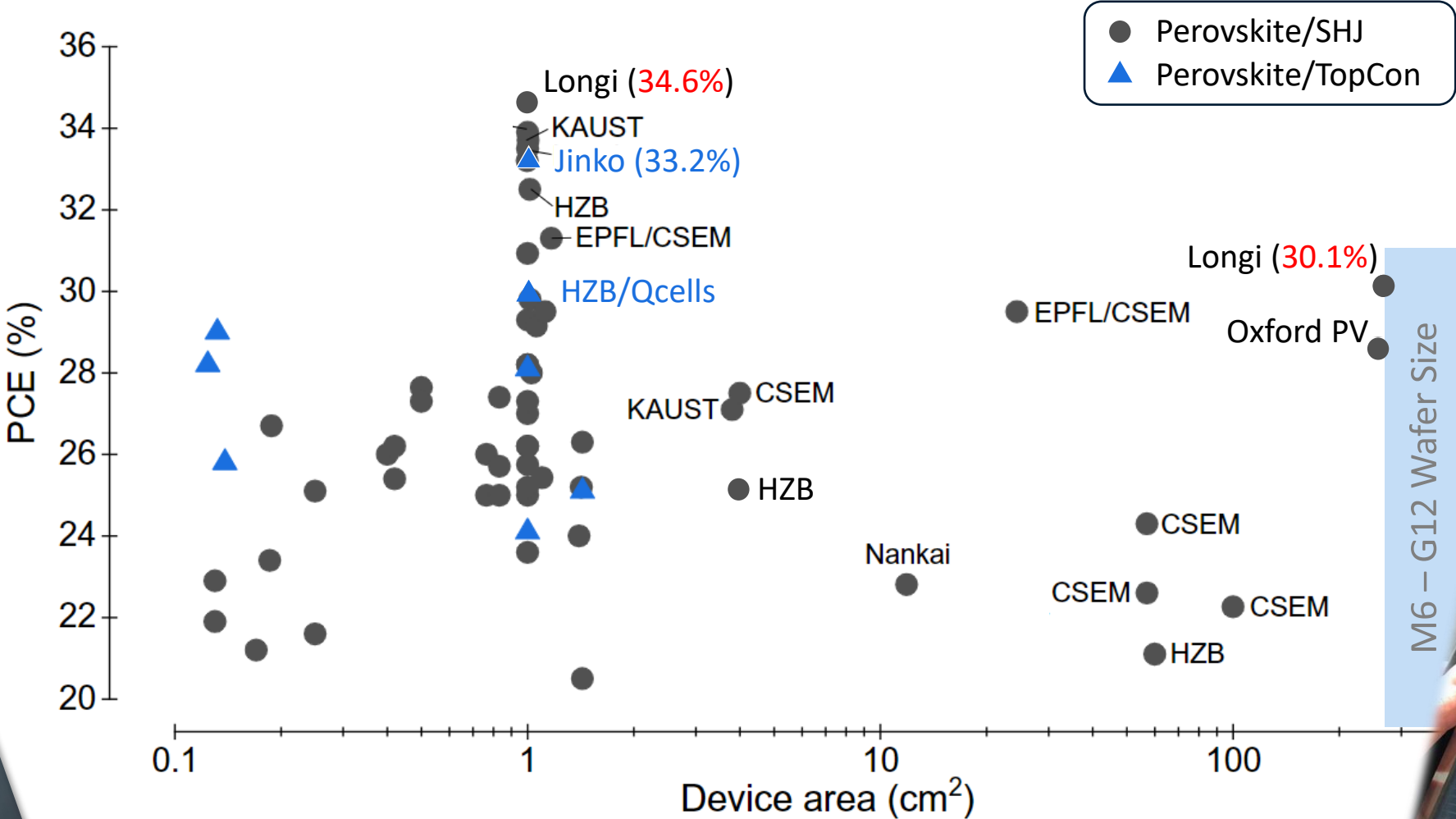
Low-damage & low-T front electrode

Which Process?

Texture !?



Upscaling of Monolithic Perovskite/Silicon Tandem Cells



Adapted from E. Aydin et al., Science 383 2024, <https://doi.org/10.1126/science.adh3849>

First commercial tandem modules ...

Oxford PV präsentiert Tandemmodul mit 26,9 Prozent Wirkungsgrad

Der Hersteller hat sein Modul mit Perowskit-Silizium-Tandemzellen vor allem für Hausdächer konzipiert. Es soll in 12 bis 18 Monaten verfügbar sein. Zudem will das britische Unternehmen zusammen mit Sunmaxx ein PVT-Modul mit Tandemzellen auf den Markt bringen.

20. JUNI 2024 RALPH DIERMANN UND PATRICK JOWETT

HIGHLIGHTS DER WOCHE MÄRKTE DEUTSCHLAND EUROPA GLOBAL



Oxford PV hat Anfang des Jahres den Prototypen eines zusammen mit Forschern des Fraunhofer ISE entwickelten Perowskit-Silizium-Moduls vorgestellt, das auf 25 Prozent Wirkungsgrad kommt.

Foto: Fraunhofer ISE

<https://www.pv-magazine.de/2024/06/20/oxford-pv-praesentiert-tandemmodul-mit-269-prozent-wirkungsgrad/>



Oxford PV startet kommerziellen Vertrieb von Perowskit-Tandem-Solarmodulen mit 20 % mehr Energieoutput

Donnerstag, 5 September 2024



<https://de.oxfordpv.com/news/oxford-pv-startet-kommerziellen-vertrieb-von-perowskit-tandem-solarmodulen-mit-20-mehr>

China follows ...

GCL says perovskite solar module passes silicon degradation tests

At Intersolar Europe, the Chinese manufacturer also said the perovskite-silicon tandem module would cost 50% of a crystalline silicon module that costs \$0.15 per W, meaning \$0.075 per W.

JUNE 20, 2024 JOHN FITZGERALD WEAVER

MODULES & UPSTREAM MANUFACTURING TECHNOLOGY AND R&D CHINA

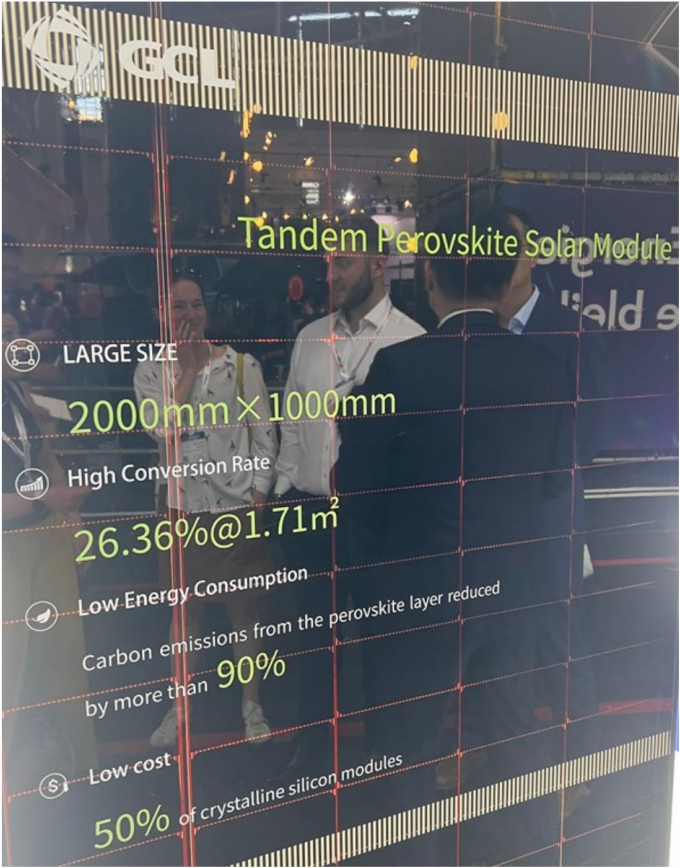


Image: pv magazine

<https://www.pv-magazine.com/2024/06/20/gcl-says-perovskite-solar-module-passes-silicon-degradation-tests/>

China's perovskite single junction modules

Commercial perovskite solar modules at SNEC 2024 trade show

China's Utmo Light showcased its first full perovskite PV module at this week's SNEC PV trade fair in Shanghai, underscoring the technology's ongoing shift toward commercialization.

JUNE 13, 2024 **MARIAN WILLUHN**

RESIDENTIAL PV TECHNOLOGY TECHNOLOGY AND R&D CHINA



Utmo Light President Zhenrui Yu
Image: pv magazine, Marian Willuhnn


<https://www.pv-magazine.com/2024/06/13/commercial-perovskite-solar-modules-at-snec-2024-trade-show/>

1GW Perovskite! Microquanta's Module Manufacturing Project Approved in China

JUNE 24, 2024 BY ALEINA IN PROJECTS

f t g+ p in

PVTIME – Microquanta, a leader in perovskite photovoltaic technology, manufacturing and applying perovskite modules for utility-scale solar farms and BIPV, recently announced that the first phase of its 1 GW scale perovskite solar manufacturing base has been approved by th



<https://www.pvtime.org/1gw-perovskite-microquantas-module-manufacturing-project-approved-in-china/>

China Three Gorges commissions 1 MW pilot PV plant with perovskite panels

China Three Gorges has commissioned a 1 MW pilot solar plant with perovskite panels near Ordos, in China's Inner Mongolia region. This marks the world's first commercial PV system to use perovskite tech and features 11,200 modules from an undisclosed manufacturer.

DECEMBER 4, 2023 **EMILIANO BELLINI**

MODULES & UPSTREAM MANUFACTURING TECHNOLOGY AND R&D UTILITY SCALE PV ASIA CHINA

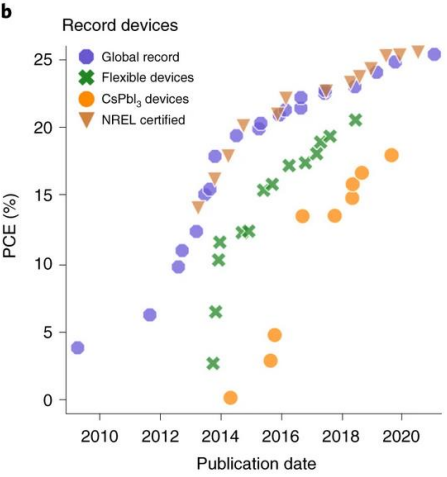
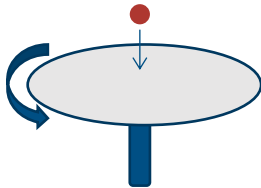
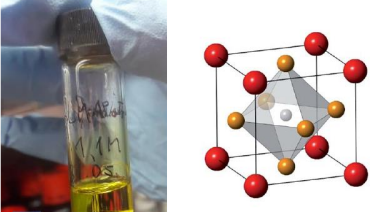


The Kubuqi Photovoltaic Desert Control Project
Image: China Three Gorges Corporation

<https://www.pv-magazine.com/2023/12/04/china-three-gorges-commissions-1-mw-pilot-pv-plant-with-perovskite-panels/>

Process Routes for Upscaling

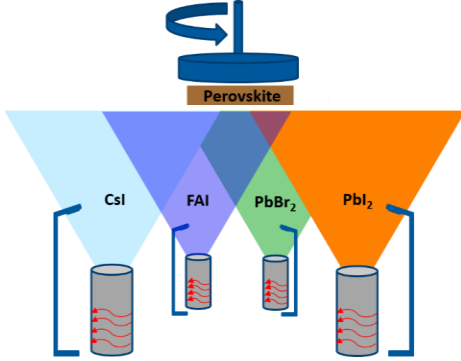
Lab: Spin Coating



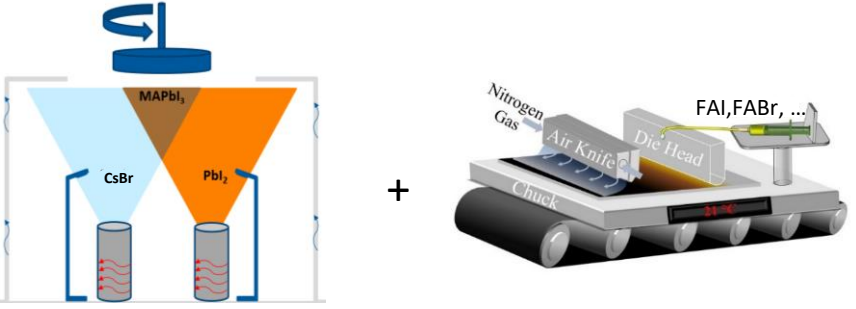
(1) Solution process, e.g. Slot-Die Coating



(2) Vapor-phase deposition (Co-)evaporation in vacuum

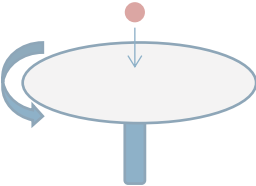


(3) Hybrid Process

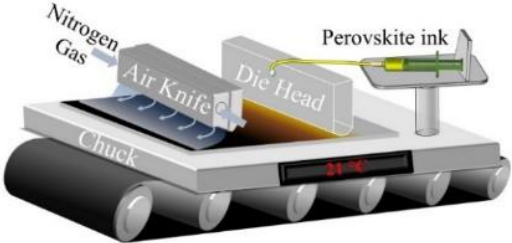


Process Routes for Upscaling

Lab: Spin Coating



(1) Solution process, e.g. Slot-Die Coating



Advantages

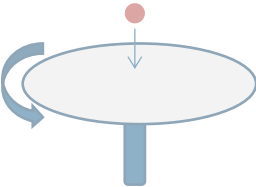
- Low Capex
- Easy to modify ink, e.g. additives

Challenges

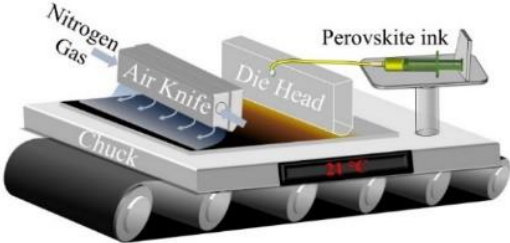
- Wafer topography & edges
- Uniform layer conversion
- Solvent handling

Process Routes for Upscaling

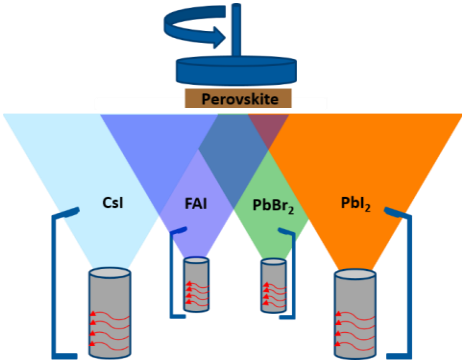
Lab: Spin Coating



(1) Solution process, e.g. Slot-Die Coating



(2) Vapor-phase deposition (Co-)evaporation in vacuum



Advantages

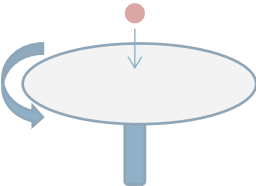
- Large scale production
- Conformal growth
- No solvents

Challenges

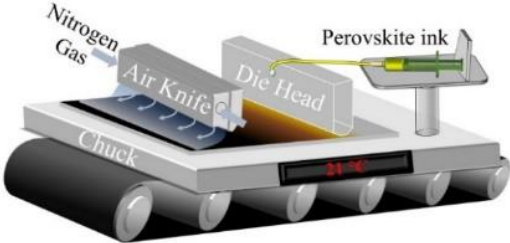
- High Capex / Low throughput (evap. rate)
- Not flexible in choice of materials
- Poor process stability

Process Routes for Upscaling

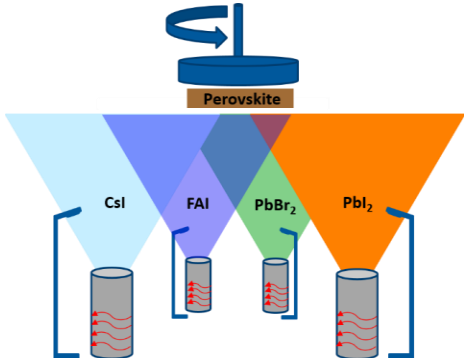
Lab: Spin Coating



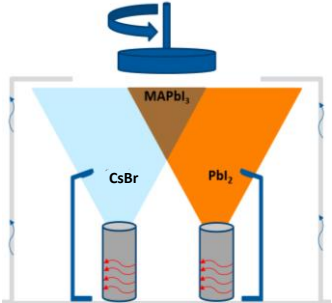
(1) Solution process, e.g. Slot-Die Coating



(2) Vapor-phase deposition (Co-)evaporation in vacuum



(3) Hybrid Process



+



Combining
Advantages
or
Challenges
?

Pero/Silicon Tandem Line

Laser (Keyence)



Arias Wet Benches




Indeotec Octopus II



LeyboldOptics A600V7



Arias Wet Bench



KOALA Cluster Von Ardenne-CreaPhys



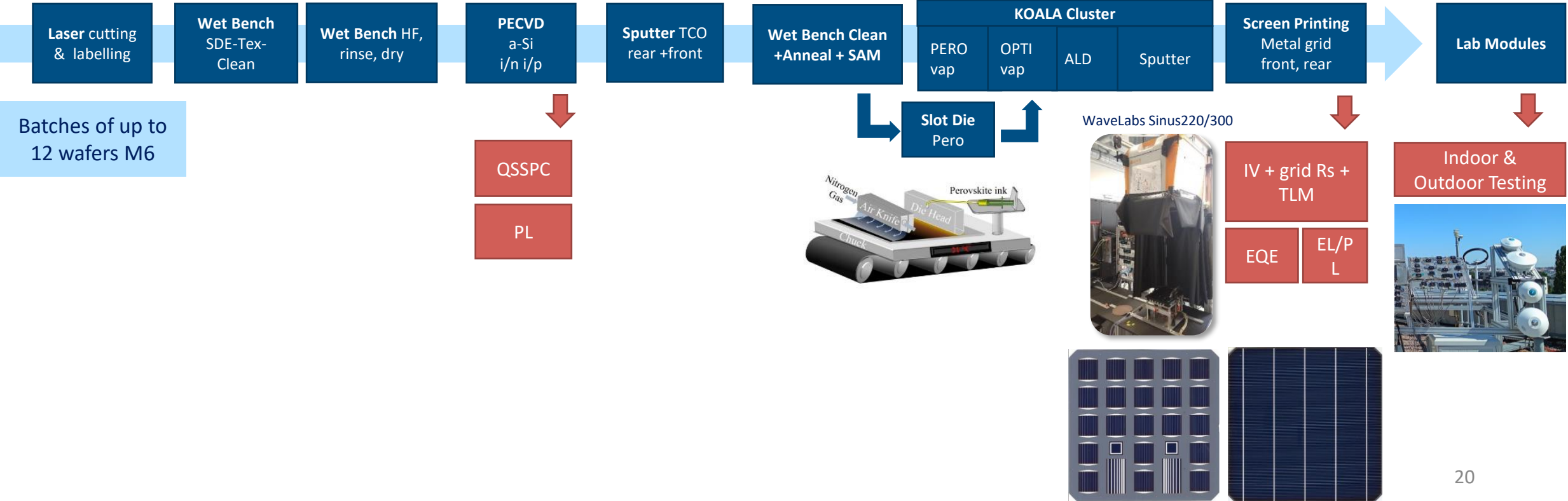
ASYS-EKRA



Laminator



Industrial Bottom Cells




Perovskite Cluster Tool („KOALA“)

Contact Layer Evaporation (OptiVap)

Perovskite Evaporation (PeroVap)

In-line Sputtering

Load Lock

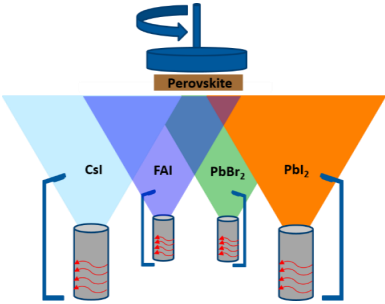


ALD

Thermal Treatment

Full-vacuum processed Perovskite @HZB

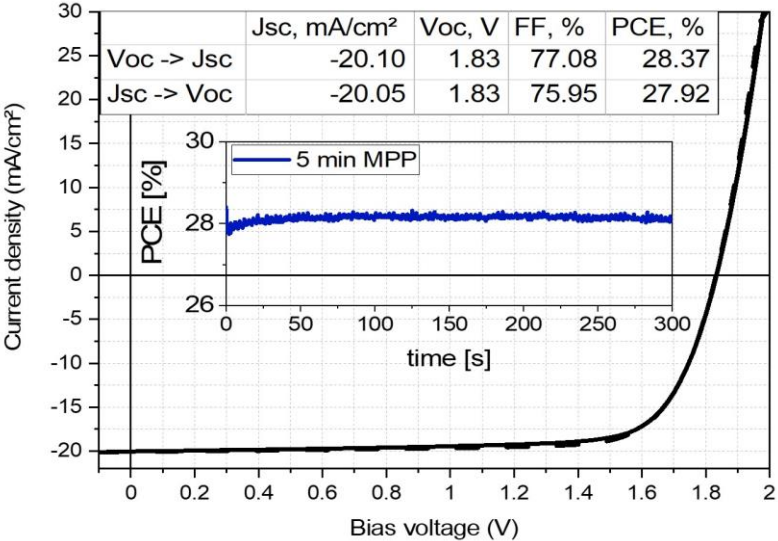
Co-evaporation




Wide band gap: 1.67 eV
 $\text{Cs}_{0.20}\text{FA}_{0.89}\text{PbI}_{2.76}\text{Br}_{0.32}$

Viktor Škorjanc *et al.*, TandemPV 2023

Tandem PCE = 28 % (1 cm², flat Si)



Conformal coating on textured Silicon possible



Marcel Roß *et al.*, Adv. Energy Mater. 2021

Upscaling to full wafer in PVD Cluster KOALA



Advantages

- No wet processes (no solvents)
- Conformal deposition on texture
- Proven in industrial production

Challenges

- Homogeneous perovskite over full wafer
- Reproducible quality (process control)
- Low rates for organics: Low throughput. high CAPEX₂₂

Thank you! ...Questions?